



Berkeley

Collection: The Wellington Collection Floor Plan: Berkeley

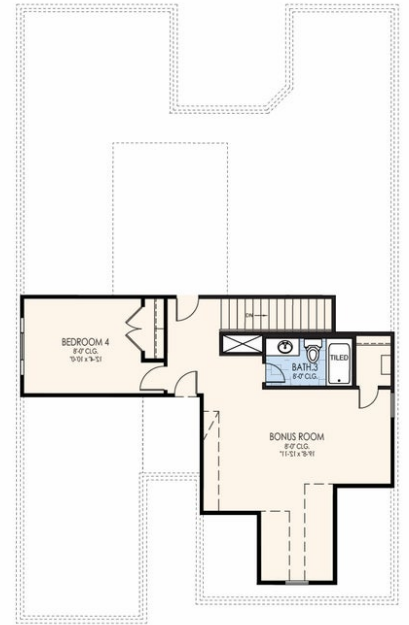
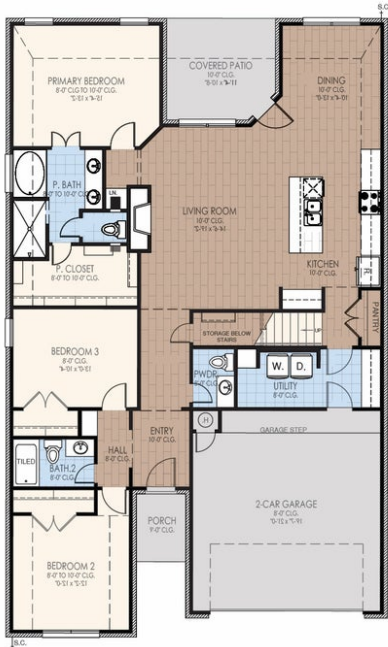
Square Feet: 2,535 (m.o.l.) Bedrooms: 4 Bathrooms: 3.5 Garage: 2 Car



Elevation A

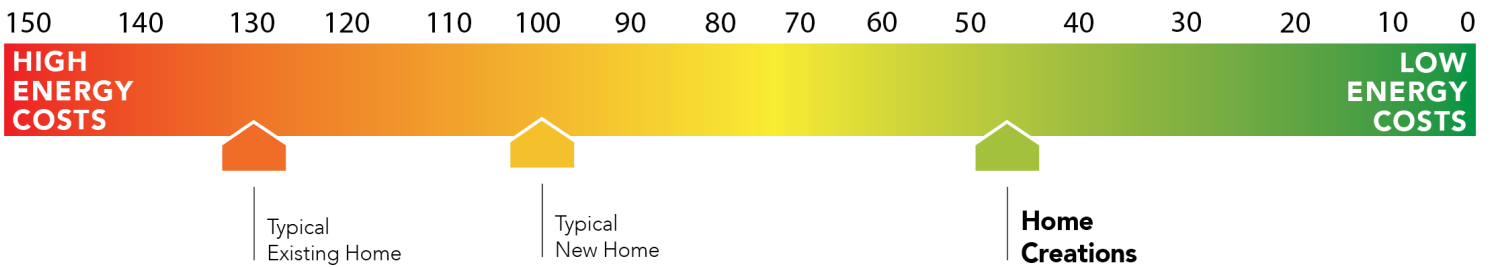


Elevation B



This floor plan with a HERS Index Rating of 50 is:

- 50% more energy efficient than a typical new home
- 80% more energy efficient than a typical existing home



Floor plans' specifications, included features, options and elevations are subject to change.





Included Features

Collection: The Wellington Collection Floor Plan: Berkeley

Square Feet: 2,535 (m.o.l.) Bedrooms: 4 Bathrooms: 3.5 Garage: 2 Car

Construction / Plumbing / Electrical / Mechanical

Copper electrical wiring
6 mil poly moisture barrier under slab
Electric dryer connection in utility room
Enhanced modified slab on grade foundation
15.2 SEER electrical central air conditioning
*Air and moisture barrier DUPONT TYVEK HOMEWRAP with 10-year warranty
*Atlas Pinnacle HP42 130 MPH class 3 impact rated shingles with Scotchgard with lifetime limited warranty (homes permitted after 09/01/2023)

Sheetrock screwed to studs/walls
*Uponor AquaPEX tubing for water lines
Heat-taped condensation lines (attic only)
Protective ground fault interrupter circuits
Exterior 2 x 4 stud-grade lumber walls (16" on center)
RG6 Quad-shield cable wiring (at least four category 5e structured wiring)

Bathroom

Undermount sinks
Framed mirrors in all baths
Light over primary bath showers
*Schluter-KERDI Shower System behind all shower walls
Tiled shower walls and tiled-surround garden tub in primary bath

Ceramic tile floor
Price Pfister® bathroom faucet
2 cm granite or quartz countertops with 4" backsplash
One piece tub/shower enclosure in all secondary baths

Inspections / Engineering

All foundation & frame designs reviewed and stamped by 3rd party state-certified engineer.

HERS Index energy efficiency rating performed twice by 3rd party licensed inspector (every home is tested; score varies per plan & home permit date)

Energy-efficiency

LED lights throughout
Continuous eave roof ventilation
R-8 Perimeter foam insulation at slab
R-8 Insulated and mastic sealed A/C ducts
R-15 blown-in insulation in external walls. Excludes garage
Polycel caulking around windows, doors and joints (energy efficient caulking package)
Low-e Thermalpane tilt-in vinyl windows with screen (U-Factors of .30 or less & SHGC Coefficient with argon gas of .26 or less)

Radiant barrier roof decking
R-44 blown-in insulation in attic
Up to 96% efficient tankless water heater
Gas heating 96% high efficiency furnace & duct work
Energy Star certified home (homes permitted after 01/01/2024)
Sill seal foam gasket used under exterior framing, against concrete, to reduce air loss
HERS Index Energy Efficiency Rating performed twice by 3rd party licensed inspector (every home is tested; score varies per plan & home permit date)

Garage

Pull-down attic access in garage (per plan)
Wifi enabled garage door opener with 2 remotes (2-car garages only)

Finished 2-car garage with wall texture, trim and paint

Safety

Carbon Monoxide detectors
Oriented Strand Board (OSB) exterior walls
Tornado Straps that secure perimeter walls to rafters/roof

Installed smoke detectors
Anchor bolts that secure perimeter walls to foundation
Kwikset door hardware, including Smartkey functionality at all exterior doors

Smart Home Features

2 Electrical outlet w/dual USB ports in kitchen
Occupancy sensor at utility room and pantry door (varies per plan)
Ecobee® Programmable, Wifi-Enabled, Thermostat with Heat/Cool Auto mode

2 Electrical outlet w/dual USB ports in primary bedroom
Wifi Enabled Garage Door Opener with 2 remotes (2-car garages only)
Electric vehicle charging plug (220V 50Amp service; homes permitted after 01/01/2024)

Exterior Finishes

Full sod
Brick mailbox with cast stone address block
Guttering over entry and AC pad (vary per plan)
Brick exterior with partial siding (varies per plan)

Wellington landscape package
2 Woodford freeze-proof exterior water spigots
Minimum of 2 exterior waterproof electrical outlets

Warranties

Termite company's 5-year warranty
RWC New Home limited 10-year warranty
Manufacturer's lifetime limited shingle warranty

Builder's limited one-year warranty
Manufacturer's limited appliance warranty
Manufacturer's limited heating & cooling units warranty

Buyer's Initials _____ Buyer's Initials _____ Seller's or its Representative's Initials _____

* Features subject to availability.

Due to constant updates and revisions of our plans, your home may vary slightly from the designs features here. Please consult your New Home Consultant for details.





Included Features

Collection: The Wellington Collection Floor Plan: Berkeley

Square Feet: 2,535 (m.o.l.) Bedrooms: 4 Bathrooms: 3.5 Garage: 2 Car

Interior Finishes

Square corners
 Ventless gas log fireplace
 Ceramic tile floor in baths and utility
 Possible finishes include Satin Nickel, Matte Black, or Oil Rubbed Bronze
 Standard wood-look tile selections in living room, dining, kitchen, entry and hall.

Raised 10' ceiling in living areas and Primary bedrooms (trays 9') (on certain single story plans)

Hand textured walls
 3" paint grade baseboard and casing
 Insulated entry door (panel style may vary)
 Wall-to-wall plush cut loop berber carpet with 1/2" 6 lb pad in select areas
 Enhanced light package including chandelier, island pendants, coach lights and vanity lights
 Ceiling fans in living room and primary bedroom (Box rated and wired for ceiling fans in all other bedrooms)

Kitchen

*Price Pfister® kitchen faucet
 3cm granite or quartz kitchen countertops
 Pendant lights over bar or island (select plans)
 1/3 horsepower sink garbage disposal w/ air switch
 30" soft-close upper kitchen wood cabinets (painted/stained)

Water line for refrigerator icemaker
 Tiled backsplash up to the bottom of cabinets
 1/3 horsepower sink garbage disposal w/air switch
 Undermount single basin kitchen sink (stainless steel)
 Samsung stainless steel top control dishwasher, over the range microwave, and wifi enabled free-standing gas range

Buyer's Initials _____ Buyer's Initials _____ Seller's or its Representative's Initials _____

* Features subject to availability.

Due to constant updates and revisions of our plans, your home may vary slightly from the designs features here. Please consult your New Home Consultant for details.

